


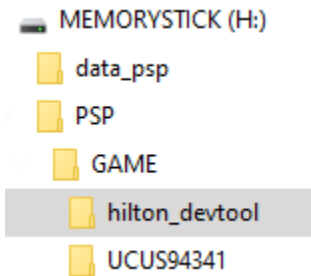


Copying the Hilton Garden devtool to the PSP system

1. Connect the PSP™ system and the PC using a USB cable.
2. On the PSP™ system, select  (Settings) >  (USB Connection).
3. On the PC, create hilton_devtool folder on the Memory Stick Duo™ media in the path shown below:

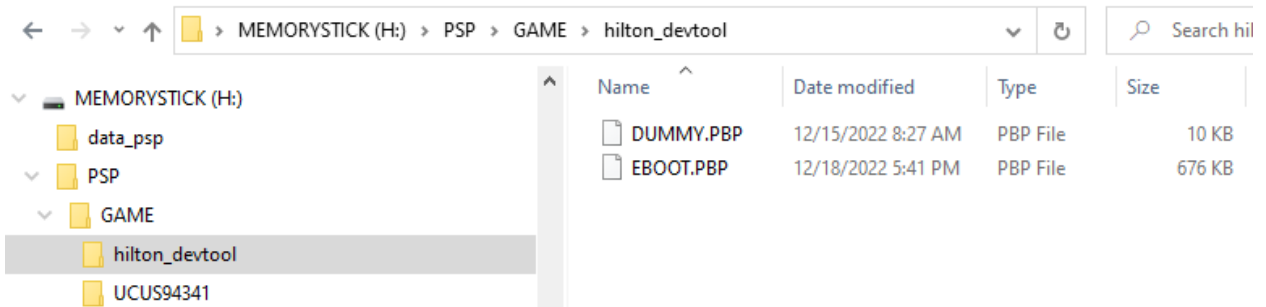
 > MEMORYSTICK (H:) > PSP > GAME > hilton_devtool

Note that your drive letter may vary on the PC, and the drive name may vary on PC or MacOS.





4. Copy the following two files from the hilton_devtool.zip file into the hilton_devtool folder on the PSP
 - DUMMY.PBP
 - EBOOT.PBP


Note the resulting file layout shown below:



5. After the files have been copied, press the circle button on the PSP™ system to exit out of USB mode.

Running the Hilton Garden devtool

1. On the PSP™ system, Select  (Memory Stick™) under  (Game).
2. Select the Hilton Garden devtool v2.0.0 and press X to launch the tool



3. At the main menu shown below, press X

```
Hilton Garden devtool v2.0.0 by Linblow
Press X to decrypt Hilton Garden patch
Press O to exit
NOTE:
The original patch file will be kept as is (i.e unchanged).
```

4. When the decryption is complete you will see output similar to what is show below



```
Hilton Garden devtool v2.0.0 by Linblow
> OK ms0:/PSP/GAME/UCUS98646/KZL.PRX.plain
1 successfully decrypted; 0 failed
See the game's directory for the decrypted file (.plain)
Press X or O to continue
```

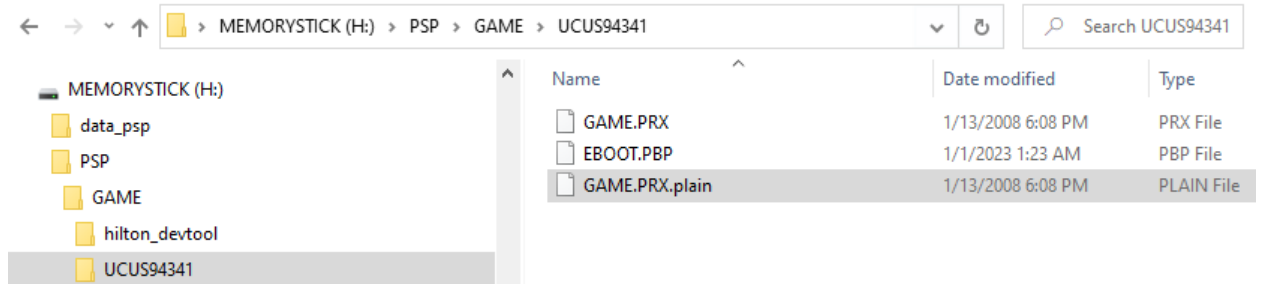
Note that your OK message should read:

```
> OK ms0:/PSP/GAME/UCUS94341/GAME.PRX.plain
```

5. Press X to return to the main menu
6. Press O to exit and return to the XMB.

Copying the decrypted files from the PSP system

1. Connect the PSP™ system and the PC using a USB cable.
2. On the PSP™ system, select  (Settings) >  (USB Connection).
3. Navigate to the PSP/GAME/UCUS94341 folder as shown below:



4. Copy these 3 files from the PSP system to the PC
 - GAME.PRX
 - EBOOT.PBP
 - GAME.PRX.plain
5. Send me those 3 files.
6. (optional) Delete the hilton_devtool folder to remove the tool from the PSP system.
7. Press the circle button on the PSP™ system to exit out of USB mode.